

GLOBAL MULTI ASSET TACTICAL DEFENSIVE FUND A-ACC-EURO

31 MARCH 2020

Strategy

The fund uses a multi asset approach targeting stable returns across a market cycle whilst preserving capital in challenging markets. The fund takes an unconstrained investment approach, investing only in conviction areas where the Portfolio Managers see value. The fund flexibly combines market exposure with non-directional positions to deliver the investment objectives. The Portfolio Managers evaluate multiple investment ideas, resulting in a competition for capital. Idea generation is research-driven, drawing on information from Fidelity's Multi Asset team and broader research platform. A multi-dimensional portfolio construction approach uses both quantitative tools and qualitative inputs, aiming to build a diversified portfolio that can meet the fund objectives across a wide range of scenarios.

Objectives & Investment Policy

- The fund aims to provide stable long-term growth.
- The fund will invest in a range of global assets providing exposure to bonds, shares in companies, commodities, property and cash. Under normal market conditions, the fund will invest at least 65% into bonds and cash.
- The fund may also invest in infrastructure securities and eligible closed-ended real estate investment trusts (REITS).
- The fund can invest in bonds issued by governments, companies and other bodies.
- As this fund may invest globally, it may invest in countries considered to be emerging markets.
- The fund may use currency derivatives to hedge or gain both long or short exposure to currencies or replicate currency exposure of the underlying securities of an equity index.
- The fund may make extensive use of derivatives or use complex derivatives to meet its investment objectives in line with the fund's risk profile. The types of derivatives used include but are not limited to futures (index, basket or single name), options (including covered call options) and contracts for difference. Derivatives are used to achieve indirect exposure to the main assets listed above, to generate additional capital or income in line with the fund's risk profile or with the aim of risk or cost reduction.
- The fund is actively managed without reference to a benchmark.
- Income earned by the fund is accumulated in the share price.
- Shares can usually be bought and sold each business day of the fund.

Independent Assessment

Information in this section is the latest available at date of publication. Further details can be found in the Glossary section of this factsheet. As some ratings agencies may use past performance to produce their assessments, these are not a reliable indicator of future results.

Morningstar Style Box ®

Large			
Medium			
Small			
	Value	Blend	Growth

Scope Rating:

(D)

Important Information

The value of investments and any income from them may go down as well as up and an investor may not get back the amount invested. The use of financial derivative instruments may result in increased gains or losses within the fund. There is a risk that the issuers of bonds may not be able to repay the money they have borrowed or make interest payments. When interest rates rise, bonds may fall in value. Rising interest rates may cause the value of your investment to fall.

Fund Facts

Launch date: 19.01.09
Portfolio manager: Nick Peters, George Efstathopoulos
Appointed to fund: 31.01.15, 06.10.17
Years at Fidelity: 7, 9
Fund size: €125m
Fund reference currency: US Dollar (USD)
Fund domicile: Luxembourg
Fund legal structure: SICAV
Management company: FIL Investment Management (Luxembourg) S.A.
Capital guarantee: No


Share Class Facts

Other share classes may be available. Please refer to the prospectus for more details.

Launch date: 19.01.09
NAV price in share class currency: 12.9
ISIN: LU0393653166
SEDOL: B3FC2J4
WKN: A0RBYJ
Bloomberg: FFMLEAC LX
Distribution type: Accumulating
Ongoing Charges Figure (OCF) per year: 1.60% (30.04.19)
OCF takes into account annual management charge per year: 1.15%

Share Class Risk and Reward Profile

This risk indicator is taken from the key information document at the relevant month-end. Because it may be updated during a month, please refer to the key information document for the most up-to-date information.



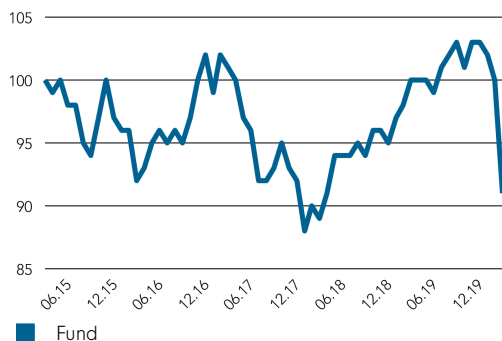
- The risk category was calculated using historical performance data.
- The risk category may not be a reliable indication of the future risk profile of the fund, is not guaranteed and may change over time.
- The lowest category does not mean a "risk free" investment.
- The risk and reward profile is classified by the level of historical fluctuation of the Net Asset Values of the share class, and within this classification, categories 1-2 indicate a low level of historical fluctuations, 3-5 a medium level and 6-7 a high level.

GLOBAL MULTI ASSET TACTICAL DEFENSIVE FUND A-ACC-EURO

31 MARCH 2020

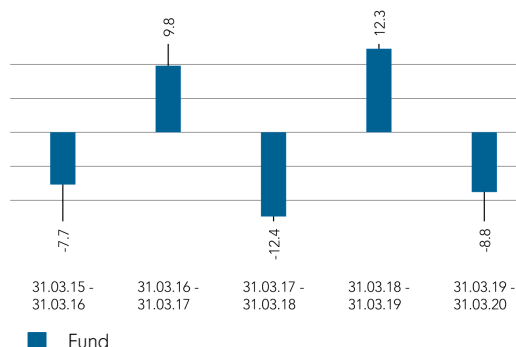
Past performance is not a reliable indicator of future results. The fund's returns can be affected by fluctuations in currency exchange rates.

Cumulative performance in EUR (rebased to 100)

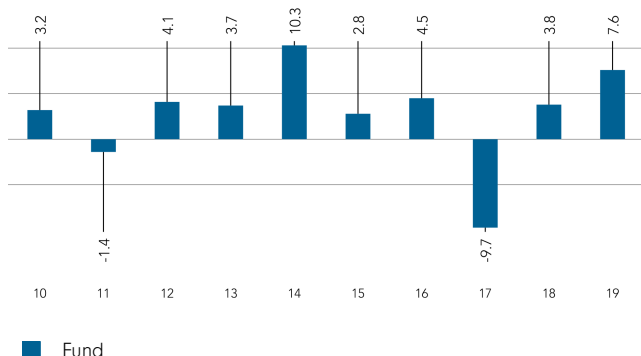


Performance is shown for the last five years (or since launch for funds launched within that period).

Performance for 12 month periods in EUR (%)



Performance for calendar years in EUR (%)



Volatility & Risk (3 years)

Annualised Volatility: fund (%) 7.79

Sharpe Ratio: fund -0.41

Calculated using month-end data points. Definitions of these terms can be found in the Glossary section of this factsheet.

Performance to 31.03.20 in EUR (%)

	1m	3m	YTD	1yr	3yr	5yr	Since 19.01.09*
Fund cumulative growth	-9.0	-11.3	-11.3	-8.8	-10.3	-9.1	29.0
Fund annualised growth	-	-	-	-8.8	-3.6	-1.9	2.3

Source of fund performance and volatility and risk measures is Fidelity. Performance is excluding initial charge.

Basis: nav-nav with income reinvested, in EUR, net of fees.

Market indices are sourced from RIMES and other data is sourced from third-party providers such as Morningstar.

*Performance commencement date.

If you took an initial charge of 5.25% from an investment, this is the equivalent of reducing a growth rate of 6% per annum over 5 years to 4.9%. This is the highest initial charge applicable, if the initial charge you pay is less than 5.25%, the impact on the overall performance will be less.

Glossary / additional notes

Volatility & Risk

Annualised volatility: a measure of how variable returns for a fund or comparative market index have been around their historical average (also known as "standard deviation"). Two funds may produce the same return over a period. The fund whose monthly returns have varied less will have a lower annualised volatility and will be considered to have achieved its returns with less risk. The calculation is the standard deviation of 36 monthly returns presented as an annualised number. Volatility for funds and indices are calculated independently of each other.

Relative volatility: a ratio calculated by comparing the annualised volatility of a fund to the annualised volatility of a comparative market index. A value greater than 1 indicates the fund has been more volatile than the index. A value less than 1 shows the fund has been less volatile than the index. A relative volatility of 1.2 means the fund has been 20% more volatile than the index, while a measure of 0.8 would mean the fund has been 20% less volatile than the index.

Sharpe ratio: a measure of a fund's risk-adjusted performance, taking into account the return on a risk-free investment. The ratio allows an investor to assess whether the fund is generating adequate returns for the level of risk it is taking. The higher the ratio, the better the risk-adjusted performance has been. If the ratio is negative, the fund has returned less than the risk-free rate. The ratio is calculated by subtracting the risk-free return (such as cash) in the relevant currency from the fund's return, then dividing the result by the fund's volatility. It is calculated using annualised numbers.

Annualised alpha: the difference between a fund's expected return (based on its beta) and the fund's actual return. A fund with a positive alpha has delivered more return than would be expected given its beta.

Beta: a measure of a fund's sensitivity to market movements (as represented by a market index). The beta of the market is 1.00 by definition. A beta of 1.10 shows that the fund could be expected to perform 10% better than the index in up markets and 10% worse in down markets, assuming all other factors remain constant. Conversely, a beta of 0.85 indicates that the fund could be expected to perform 15% worse than the market return during up markets and 15% better during down markets.

Annualised tracking error: a measure showing how closely a fund follows the index to which it is being compared. It is the standard deviation of the fund's excess returns. The higher the fund's tracking error, the higher the variability of fund returns around the market index.

Information ratio: a measure of a fund's effectiveness in generating excess return for the level of risk taken. An information ratio of 0.5 shows the fund has delivered an annualised excess return equivalent to half the value of the tracking error. The ratio is calculated by taking the fund's annualised excess return and dividing it by the fund's tracking error.

R²: a measure representing the degree to which a fund's return can be explained by the returns of a comparative market index. A value of 1 signifies the fund and index are perfectly correlated. A measure of 0.5 means only 50% of the fund's performance can be explained by the index. If the R² is 0.5 or lower, the fund's beta (and therefore its alpha too) is not a reliable measure (due to a low correlation between fund and index).

Ongoing charges

The ongoing charges figure represents the charges taken from the fund over a year. It is calculated at the fund's financial year end and may vary from year to year. For classes of funds with fixed ongoing charges, this may not vary from year to year. For new classes of funds or classes undergoing corporate actions (eg amendment to annual management charge), the ongoing charges figure is estimated until the criteria are met for an actual ongoing charges figure to be published.

The types of charges included in the ongoing charges figure are management fees, administration fees, custodian and depositary fees and transaction charges, shareholder reporting costs, regulatory registration fees, Directors fees (where applicable) and bank charges.

It excludes: performance fees (where applicable); portfolio transaction costs, except in the case of an entry/exit charge paid by the fund when buying or selling units in another collective investment undertaking.

For more information about charges (including details of the fund's financial year end), please consult the charges section in the most recent Prospectus.

Historic yield

The historic yield for a fund is based on its dividends declared over the preceding 12 months. It is calculated by summing the dividend rates declared in that period, divided by the price as at the date of publication. Declared dividends may not be confirmed and may be subject to change. Where 12 months of declared dividend data does not exist a historic yield will not be published.

Sector/industry classification

GICS: Global Industry Classification Standard (GICS) was developed by Standard & Poor's and MSCI Barra. GICS consists of 11 sectors, 24 industry groups, 69 industries and 158 sub-industries. More information is available at <http://www.msci.com/gics>

ICB: The Industry Classification Benchmark (ICB) is an industry classification developed by Dow Jones and FTSE. It is used to segregate markets into sectors within the macroeconomy. The ICB uses a system of 10 industries, partitioned into 19 supersectors, which are further divided into 41 sectors, which then contain 114 subsectors. More information is available at <http://www.icbenchmark.com/>

TOPIX: Tokyo Stock Price Index, commonly known as TOPIX, is a stock market index for the Tokyo Stock Exchange (TSE) in Japan, tracking all domestic companies of the exchange's First Section. It is calculated and published by the TSE.

IPD means the Investment Property Databank who are a provider of performance analysis and benchmarking services for investors in real estate. IPD UK Pooled Property Funds Index - All Balanced Funds is a component of the IPD Pooled Funds Indices which is published quarterly by IPD.

Independent Assessment

Scope Fund Rating: The rating measures how well a fund has balanced risk and reward relative to its peers. The rating is based solely on performance for funds with a five year track record. Funds with a shorter history also undergo qualitative assessment. For example, this may include looking at management style. The rating scale is A = very good, B = good, C = average, D = below average and E = poor.

Morningstar Star Rating for Funds: The rating measures how well a fund has balanced risk and reward relative to its peers. Star ratings are strictly based on past performance and Morningstar suggests investors use them to identify funds that are worthy for further research. The top 10% of funds in a category will receive a 5-star rating and the next 22.5% receive a 4-star rating. Only ratings of 4 or 5 stars are displayed on the factsheet.

Morningstar Style Box: The Morningstar Style Box is a nine-square grid that provides a graphical representation of the investment style of funds. It is based on fund holdings and classifies funds according to market capitalisation (the vertical axis) and growth and value factors (the horizontal axis). The value and growth factors are based on measures such as earnings, cashflow and dividend yield and use both historical and forward-looking data.



Important Information

This information must not be reproduced or circulated without prior permission. Fidelity International refers to the group of companies which form the global investment management organisation that provides information on products and services in designated jurisdictions outside of North America. Fidelity only offers information on its own products and services and does not provide investment advice based on individual circumstances. This communication is not directed at, and must not be acted upon by persons inside the United States and is otherwise only directed at persons residing in jurisdictions where the relevant funds are authorised for distribution or where no such authorisation is required. Unless otherwise stated all products and services are provided by Fidelity International, and all views expressed are those of Fidelity International. Fidelity, Fidelity International, the Fidelity International logo and F symbol are registered trademarks of FIL Limited.

Morningstar annualised growth rates, total return, sector median performance and ranks - Data Source - © 2020 Morningstar, Inc. All Rights Reserved. The information contained herein: (1) is proprietary to Morningstar and/or its content providers; (2) may not be copied or distributed; and (3) is not warranted to be accurate, complete or timely. Neither Morningstar nor its content providers are responsible for any damages or losses arising from any use of this information.

Before investing you should read the key information document, which is available in your local language through the website www.fidelityinternational.com or from your distributor.

Austria: Investments should be made on the basis of the current prospectus/Key Investor Information Document (KIID), which is available along with the current annual and semi-annual reports free of charge from our European Service Centre in Luxembourg, FIL (Luxembourg) S.A. 2a, rue Albert Borschette BP 2174 L-1021 Luxembourg as well as with the Austrian paying agent UniCredit Bank Austria AG, Schottengasse 6-8, 1010 Wien, FIL (Luxembourg) S.A. - Zweigniederlassung Wien, Mariahilfer Strasse 36, 1070 Wien or www.fidelity.at. Issued by FIL (Luxembourg) S.A.

Chile: Neither the issuer nor the securities have been registered with the Superintendencia de Valores y Seguros pursuant to law no. 18,045, the Ley de Mercado de Valores, and regulations thereunder. This document does not constitute an offer of, or an invitation to subscribe for or purchase, the securities in the republic of Chile, other than to individually identified buyers pursuant to a private offering within the meaning of article 4 of the Ley de Mercado de Valores (an offer that is not "addressed to the public at large or to a certain sector or specific group of the public").

Croatia: Investments should be made on the basis of the current prospectus and KIID (key investor information document), which is available along with the current annual and semi-annual reports free of charge from our distributors, from our European Service Centre in Luxembourg, FIL (Luxembourg) S.A. 2a, rue Albert Borschette BP 2174 L-1021 Luxembourg and from our paying agent Zagrebacka banka d.d., Trg bana Josipa Jelacica 10, 10000 Zagreb. Issued by FIL (Luxembourg) S.A.

Czech Republic: Investments should be made on the basis of the current prospectus/Key Investor Information Document (KIID), which is available in your local language along with the current annual and semi-annual reports free of charge from our paying agent UniCredit Bank Czech Republic and Slovakia a.s., Želetavská 1525/1, 14092 Prague 4 - Michle, Czech Republic. Issued by FIL (Luxembourg) S.A.

Finland: Investments should be made on the basis of the current prospectus/Key Investor Information Document (KIID), which is available along with the current annual and semi-annual reports free of charge from your financial advisor or from the branch of your bank and from www.fidelity.fi. Issued by FIL (Luxembourg) S.A.

France: Investments should be made on the basis of the current prospectus/Key Investor Information Document (KIID), which is available along with the current annual and semi-annual reports free of charge from your financial advisor or from the branch of your bank or visit the Fidelity website. Issued by FIL Gestion, a portfolio management company approved by the AMF under the number GP03-004, 21 avenue Kleber, 75116 Paris.

Germany: Investments should be made on the basis of the current prospectus/Key Investor Information Document (KIID), which is available along with the current annual and semi-annual reports free of charge from FIL Investment Services GmbH, Postfach 200237, 60606 Frankfurt/Main or www.fidelity.de. Issued by FIL Investment Services GmbH.

Hungary: Investments should be made on the basis of the current prospectus/Key Investor Information Document (KIID), which is available along with the current annual and semi-annual reports free of charge from our distributor Raiffeisenbank Zentralbank Österreich AG, Akademia u. 6, 1054 Budapest. Issued by FIL (Luxembourg) S.A.

Iceland: Investments should be made on the basis of the current prospectus/Key Investor Information Document (KIID), which is available along with the current annual and semi-annual reports free of charge from your financial advisor or from the branch of your bank. Issued by FIL (Luxembourg) S.A.

Italy: Investments should be made on the basis of the current prospectus/Key Investor Information Document (KIID), which is available along with the current annual and semi-annual reports free of charge from your financial advisor or from the branch of your bank. Issued by FIL (Luxembourg) S.A.

Liechtenstein: Investments should be made on the basis of the current prospectus/Key Investor Information Document (KIID), which are available along with the current annual and semi-annual reports free of charge from our distributors, from our European Service Center in Luxembourg, FIL (Luxembourg) S.A. 2a, rue Albert Borschette, BP 2174, 1021 Luxembourg as well as from the Liechtenstein paying agent VP Bank AG, Äulestrasse 6, 9490 Vaduz. Issued by FIL (Luxembourg) S.A., authorised and supervised by the CSSF (Commission de Surveillance du Secteur Financier)

Luxembourg: Investments should be made on the basis of the current prospectus/Key Investor Information Document (KIID), which is available along with the current annual and semi-annual reports free of charge from our distributors or www.fidelity.lu. Issued by FIL (Luxembourg) S.A.

Malta: Investments should be made on the basis of the current prospectus/Key Investor Information Document (KIID), which is available along with the current annual and semi-annual reports free of charge from Growth Investments Limited (which is licensed by the MFSA). Fidelity Funds are promoted in Malta by Growth Investments Ltd in terms of the EU UCITS Directive and Legal Notices 207 and 309 of 2004. The Funds are regulated in Luxembourg by the Commission de Surveillance du Secteur Financier. Issued by FIL (Luxembourg) S.A.

Netherlands: Investments should be made on the basis of the current prospectus/Key Investor Information Document (KIID), which is available along with the current annual and semi-annual reports free of charge from FIL (Luxembourg) S.A., Netherlands Branch (registered with the AFM), World Trade Centre, Tower H, 6th Floor, Zuidplein 52, 1077 XV Amsterdam (tel. 0031 20 79 77 100) or from www.fidelity.nl. Fidelity Funds is authorised to offer participation rights in The Netherlands pursuant to article 2:66 (3) in conjunction with article 2:71 and 2:72 Financial Supervision Act. Issued by FIL (Luxembourg) S.A.

Norway: Investments should be made on the basis of the current prospectus/Key Investor Information Document (KIID), which is available along with the current annual and semi-annual reports free of charge from your financial advisor or from the branch of your bank or from www.fidelity.no. Issued by FIL (Luxembourg) S.A.

Poland: Before taking any investment decision you should obtain detailed information. Investments should be made on the basis of the current prospectus, the Key Investor Information Document and the Additional Information for Investors, which is available along with the current annual and semi-annual reports free of charge from our distributors, from our European Service Centre in Luxembourg on the website www.fidelity.pl and from Fidelity Funds representative office in Poland. Issued by FIL (Luxembourg) S.A.

Portugal: Investments should be made on the basis of the current prospectus/Key Investor Information Document (KIID), which is available along with the current annual and semi-annual reports free of charge. Fidelity Funds is registered with the CMVM and the legal documents can be obtained from locally authorised distributors. Issued by FIL (Luxembourg) S.A.

Romania: Investments should be made on the basis of the current prospectus and KIID (key investor information document), which are available along with the current annual and semi-annual reports free of charge from our distributors and from our European Service Centre in Luxembourg, FIL (Luxembourg) S.A. 2a, rue Albert Borschette BP 2174 L-1021 Luxembourg. The KIID is available in Romanian language. Issued by FIL (Luxembourg) S.A.

Slovakia: Investments should be made on the basis of the current prospectus/Key Investor Information Document (KIID), which is available along with the current annual and semi-annual reports free of charge from our paying agent UniCredit Bank Slovakia, a.s., Sancova 1/A 81333, Slovakia. Issued by FIL (Luxembourg) S.A.

Spain: Investments should be made on the basis of the current prospectus/Key Investor Information Document (KIID), which is available along with the current annual and semi-annual reports free of charge. For the purposes of distribution in Spain, Fidelity Funds is registered with the CNMV Register of Foreign Collective Investment Schemes under registration number 124, where complete information is available from Fidelity Funds authorised distributors. The purchase of or subscription for shares in Fidelity Funds shall be made on the basis of the KIID that investors shall receive in advance. The KIID is available for inspection at the offices of locally authorised distributors as well as at the CNMV. Issued by FIL (Luxembourg) S.A.

Sweden: Investments should be made on the basis of the current prospectus/Key Investor Information Document (KIID), which is available along with the current annual and semi-annual reports free of charge from your financial advisor or from the branch of your bank, from our European Service Centre in Luxembourg, FIL (Luxembourg) S.A. 2a, rue Albert Borschette BP 2174 L-1021 Luxembourg or from www.fidelity.se. Issued by FIL (Luxembourg) S.A.

Switzerland: Fidelity undertakes the financial services of purchasing and/or selling financial instruments within the meaning of the Financial Services Act ("FinSA"). Fidelity is not required to assess the appropriateness and suitability under FinSA. Investments should be made on the basis of the current prospectus and KIID (key investor information document), which are available along with the articles of incorporation as well as the current annual and semi-annual reports free of charge from our distributors, from FIL Luxembourg S.A. and from our legal representative and paying agent in Switzerland: BNP Paribas Securities Services, Paris, succursale de Zurich, Selnaustrasse 16, 8002 Zurich. Issued by FIL Investment Switzerland AG. The information provided in this marketing material constitutes an advertisement. The information provided in this marketing material should not be construed as an offer or a solicitation of an offer to purchase or sell the financial products mentioned in this marketing material.

United Kingdom: Investments should be made on the basis of the KIID (key investor information document) which is available at www.fidelity.co.uk. The full prospectus may also be obtained from Fidelity. Please note that not all funds in the SICAV fund range are suitable for UK investors and tax advice should be sought before investing. Fidelity Funds is recognised under section 264 of the Financial Services and Markets Act 2000. Investors should note that loss caused by such recognised funds will not be covered by the provisions of the Financial Services Compensation Scheme (or by any similar scheme in Luxembourg) if the fund is unable to meet its obligations, however claims for loss in regards to such recognised funds against a Financial Conduct Authority authorised firm such as Fidelity will be. Issued by FIL Pensions Management, authorised and regulated by the Financial Conduct Authority and Financial Administration Services Limited, authorised and regulated by the Financial Conduct Authority.

United Arab Emirates: For the United Arab Emirates, the DIFC branch of FIL Distributors International Limited, is regulated by the DFSA for the provision of Arranging Deals in Investments only. All communications and services are directed at Professional Clients only. Persons other than Professional Clients, such as Retail Clients, are NOT the intended recipients of our communications or services. Investments should be made on the basis of the current prospectus and KIID (key investor information document), which are available along with the current annual and semi-annual reports free of charge from our distributors.

CSO4925 CL1305901/NA English 52221 T29b